PRESTIGE PRO® SERIES

Assembly Guide

PRO500RSIB-3

3/8
(10mm)

3/8
(10mm)

#3

WELCOME TO NAPOLEON!

Congratulations on your Napoleon grill! You've just upgraded your grilling game.
Register your grill today. We want to be by your side as you live memorable moments.

Ready to assemble your new grill?

There may be visual differences between illustrations and model purchased.
Remove all parts from packaging before assembling the grill.
Set up this assembly on a solid, level and horizontal surface.

Tools not included.

VELKOMMEN TIL NAPOLEON!

Tillykke med din Napoleon-grill! Du har lige opgraderet dit grillspil.

Klar til at samle din nye grill?

Der kan være visuelle forskelle mellem illustrationer og købt model.
Fjern alle dele fra emballagen, før grillen monteres.
Anbring denne samling på en solid, plan og vandret overflade..

Værktøj ikke inkluderet.

WILLKOMMEN BEI NAPOLEON!

Kongratuliere zu Ihrem Napoleon Grill!

Vorbereitungen zur Montage Ihres neuen Grills?

Differenzen zwischen Bilder und Ihrem Grillmodell möglich.
Alle Teile der Verpackung entnehmen bevor Sie den Grill aufbauen.
Grill auf einer soliden und flachen Ebene aufbauen.

Werkzeuge nicht enthalten.

VELKOMMEN TIL NAPOLEON!

Tillykke med din Napoleon grill - du har lige oppet dit 'grill game'.

Klar til at samle din nye grill?

Der kan være visuelle forskelle mellem illustrationerne og din købte model.
Fjern alle dele fra indpakningen før du går igang med at samle grillen.
Saml grillen på en solid, jævn og horisontal flade.

Værktøj ikke inkluderet.

¡BIENVENIDO A NAPOLEON!

¡Felicidades por adquirir tu parrilla Napoleon! Acabas de elevar tu potencial como chef parrillero.

¿Listo para ensamblar tu asador?

Considera que puede haber diferencias entre las ilustraciones en esta guía y el modelo adquirido.
Retira todas las partes de sus empaques antes de comenzar.
Asegurate de ensamblar tu parrilla en una superficie plana y sólida.

Herramientas no incluidas.

TERVETULOA NAPOLEON GRILLIN OMISTAJAKSI!

Onnittelut uudesta Napoleon grillistä! Olet juuri päivittänyt grillaus kokemuksesi uudelle tasolle.

Oletko valmis kasaamaan grillin?

Kasausohjeen kuvat saattavat poiketa, kiinnitä huomioita osatamasi grillin mallikohtaisiin ohjeistuksiin.
Pura kaikki paketin osat ennen kun alat kasaamaan grilliä.
Kasaa grilli tasaisella alustalla.

Työkalut eivät sisälly toimitukseen.

Bienvenue à Napoléon!

Félicitations pour votre grilla Napoleon! Vous venez de mettre vos talents chef en valeur.

Prêt à assembler votre nouveau gril?

Il peut y avoir des différences visuelles entre les illustrations et le modèle acheté.
Retirez toutes les pièces de l'emballage avant d'assembler le barbecue.
Installez cet assemblage sur une surface solide, plane et horizontale.

Outils non inclus.

ΚΑΛΩΣ ΗΡΘΑΤΕ ΣΤΟ ΝΑΠΟΛΕΩΝ!

Συγχαρητήρια για τη σχάρα του Ναπολέοντα! Μόλις αναβαθμίσατε το παιχνίδι ψησίματος.

Είστε έτοιμοι να συναρμολογήσετε τη νέα σας σχάρα?

Μπορεί να υπάρχουν οπτικές διαφορές μεταξύ των εικονογραφήσεων και του μοντέλου που αγοράσατε.Αφαιρέστε όλα τα μέρη από τη συσκευασία πριν συναρμολογήσετε τη σχάρα.
Τοποθετήστε αυτό το συγκρότημα σε σταθερή, επίπεδη και οριζόντια επιφάνεια.

Τα εργαλεία δεν περιλαμβάνονται.

WELKOM BIJ NAPOLEON!

Gefeliciteerd met uw Napoleon Grill! You've just upgraded your grilling game.

Klaar om uw nieuwe grill te op te bouwen?

Kleine afwijkingen tussen de afbeeldingen en uw grillmodel mogelijk.
Pak alle onderdelen uit voor u begint.
Assembleer de grill op een stabiel, vlak en horizontaal oppervlak

Gereedschap niet bijgevoegd.

BENVENUTO IN NAPOLEON!

Congratulazioni per il tuo barbecue Napoleon! Hai appena raggiunto un nuovo livello di esperto in grigliate.

Pronto per montare il tuo nuovo barbecue?

Potrebbero esserci delle differenze tra le illustrazioni e il modello acquistato.
Rimuovere tutte le parti dall'imballaggio prima di montare il barbecue.
Installare il barbecue su una superficie solida, piana e orizzontale.

Utensili necessari per il montaggio non inclulsi.

VELKOMMEN TIL NAPOLEON!

Gratulerer på Napoleon-grillen! Du har nettopp oppgradert grillspillet ditt.

Klar til å montere den nye grillen?

Det kan være visuelle forskjeller mellom illustrasjoner og kjøpt modell.
Fjern alle delene fra emballasjen før du monterer grillen.
Sett denne enheten på en solid, plan og horisontal overflate.

Verktøy ikke inkludert.

ДОБРО ПОЖАЛОВАТЬ В НАПОЛЕОН!

Поздравляем вас с грилем Наполеон! Вы только что улучшили свою игру на гриле.

Готовы собрать свой новый гриль?

Между иллюстрациями и приобретенной моделью могут быть визуальные отличия.
Перед сборкой гриля выньте все детали из упаковки.
Установите эту сборку на твердую, ровную и горизонтальную поверхность

Инструменты в комплект не входят.

VÄLKOMMEN TILL NAPOLEON!

Grattis till din Napoleongrill! Du har just uppgraderat ditt grillande.

Redo att montera din nya grill?

Det kan finnas visuella skillnader mellan illustrationer och köpta modeller.
Plocka ut alla delar från förpackningen innan du monterar grillen.
Genomför monteringen på en fast, jämn och horisontell yta.

Verktyg ingår inte.

DOBRODOŠLI PRI NAPOLEONU!

Čestitamo za vaš Napoleonov žar! Pravkar ste nadgradili svojo izkušnjo pri peki na žaru.

Ste pripravljeni sestaviti svoj novi žar?

Med ilustracijami in kupljenim modelom so lahko vizualne razlike.
Pred sestavljanjem žara odstranite vse dele iz embalaže.
Ta sklop postavite na trdno, ravno in vodoravno površino.

Orodja niso vključena.

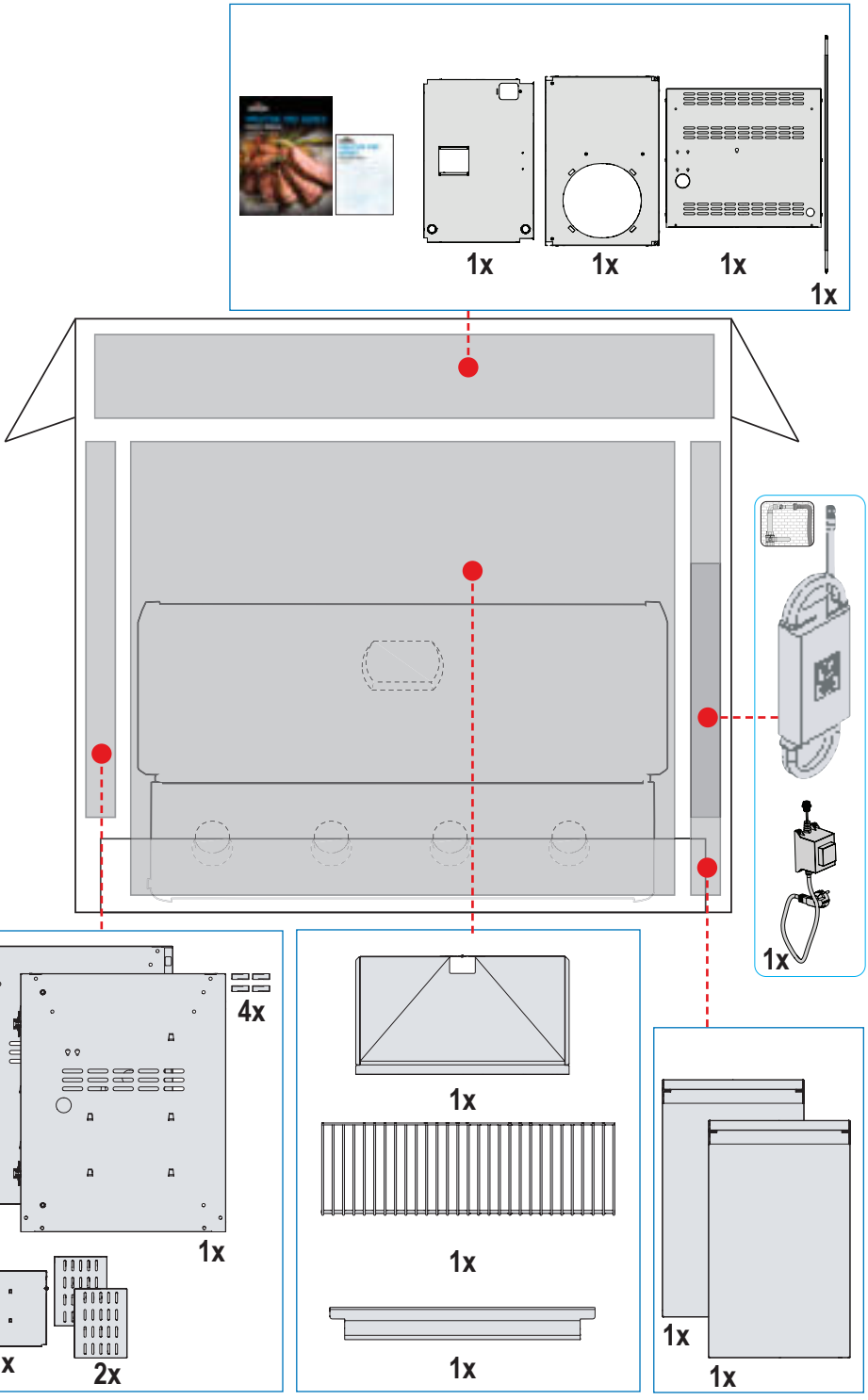
1x
1x
1x
1x
1x
4x
1x
1x
2x
1x
1x
1x
1x
1x

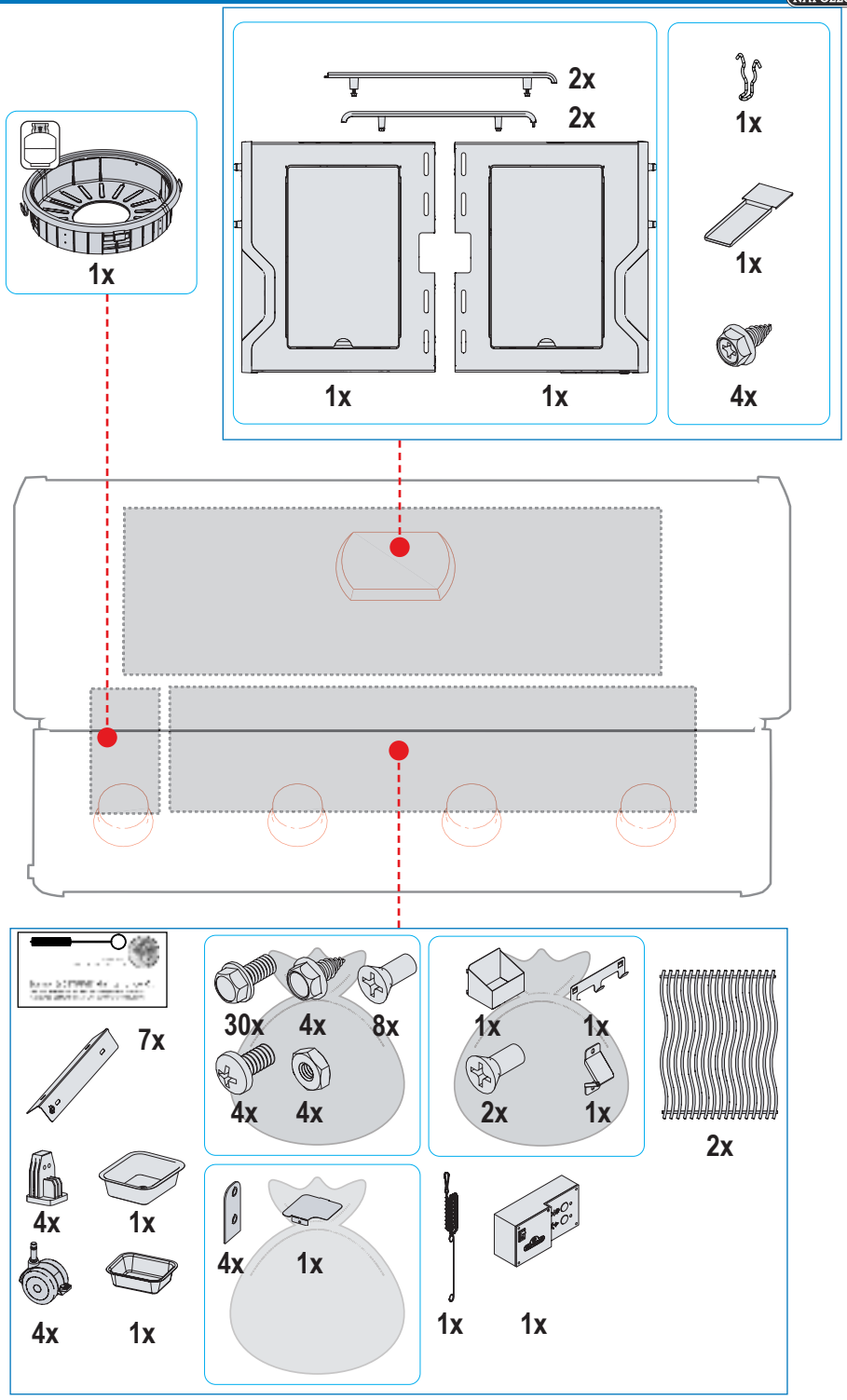
1x
2x
2x
1x
1x
1x
1x
4x
7x
30x
4x
8x
4x
4x
1x
1x
2x
1x
2x
1x
4x
1x
4x
1x
4x
1x
1x
1x

1



2



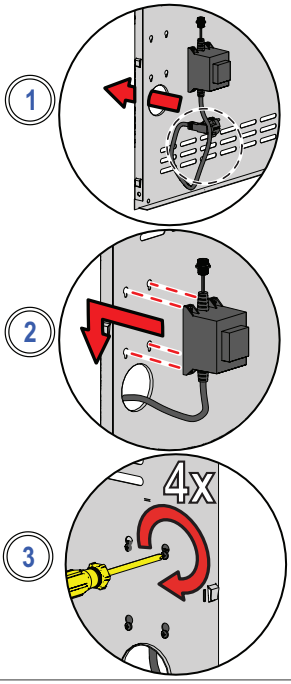

3

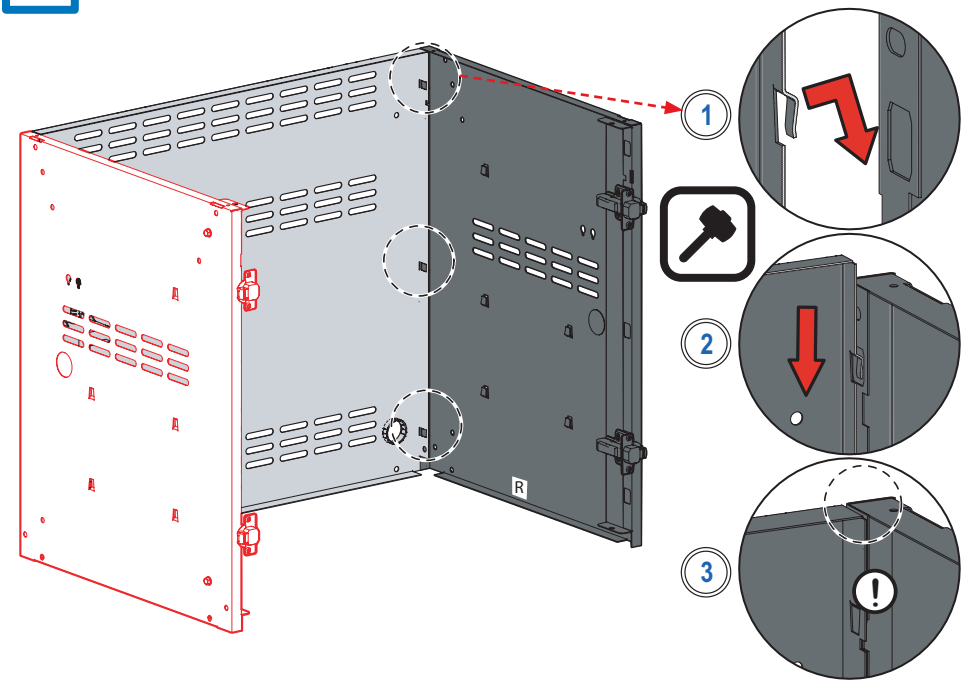

4

8x

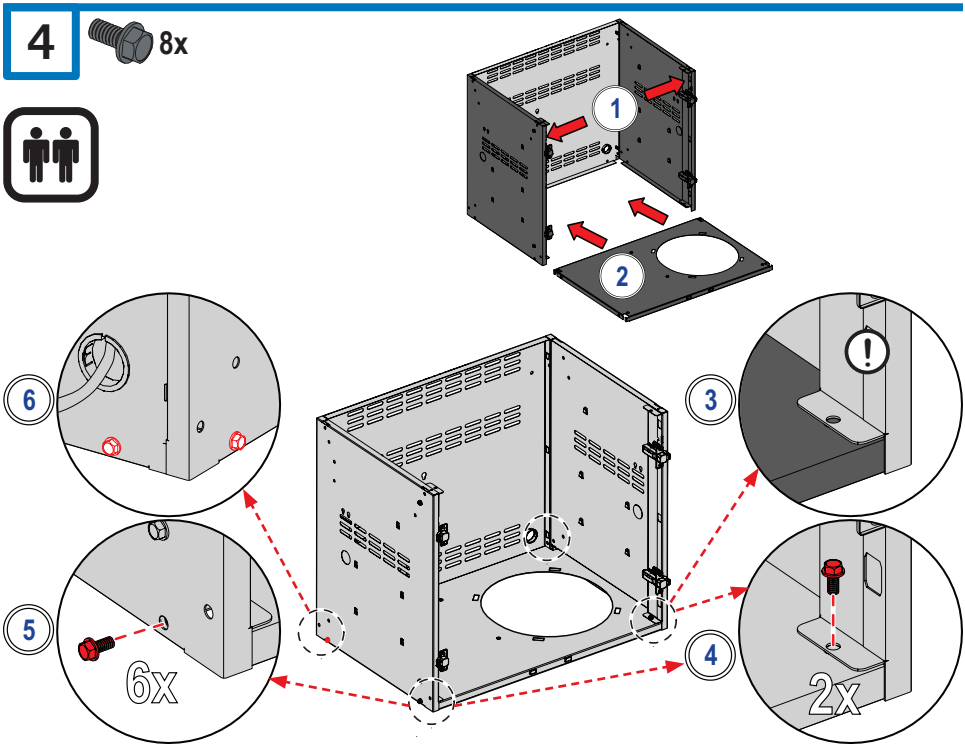

5

2x

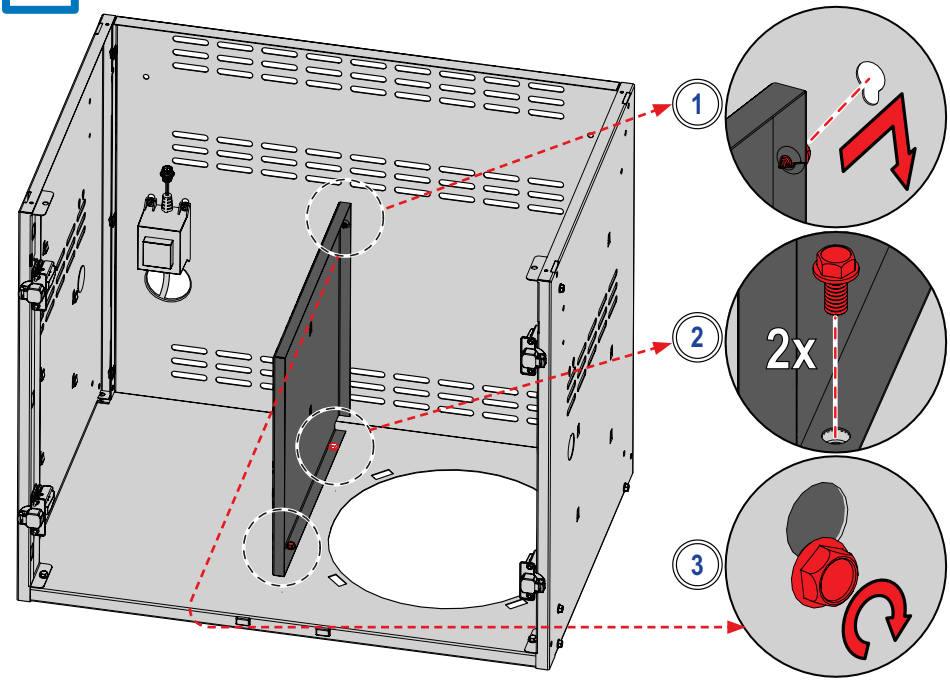

6

6x

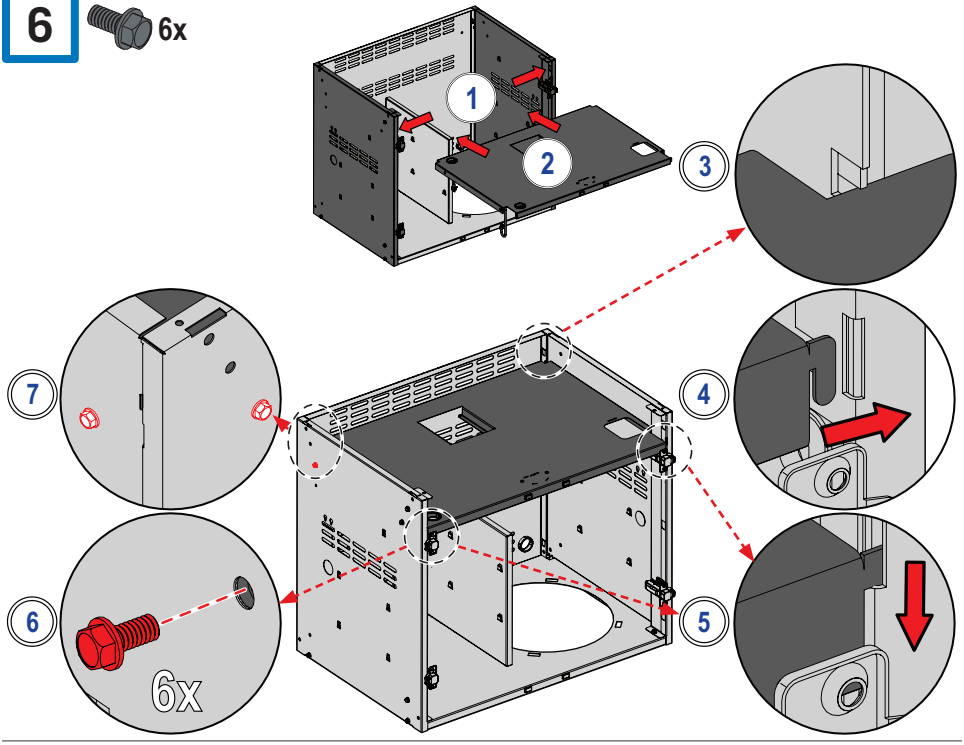

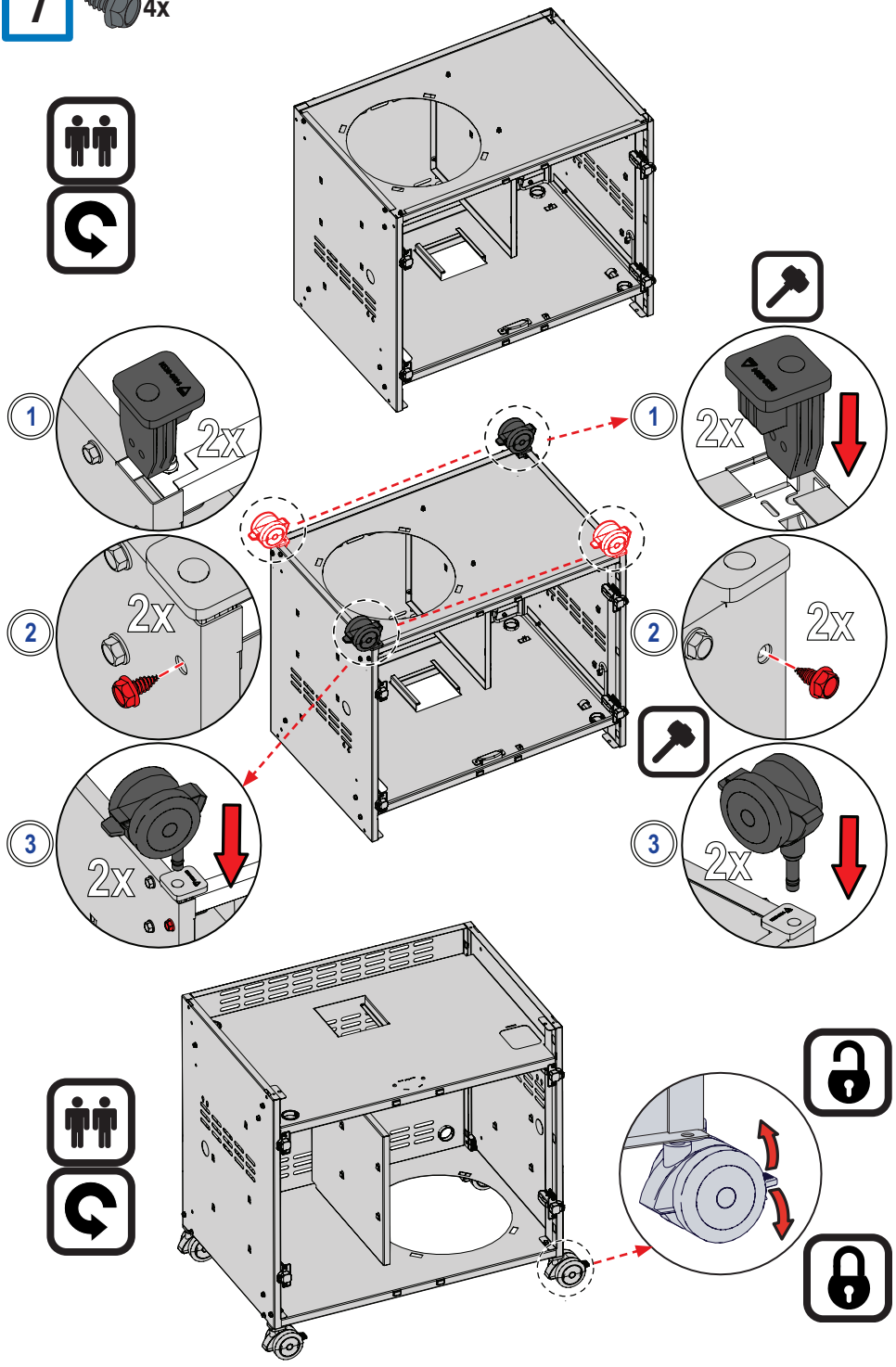
1
2x
1
2x
2
2x
2
2x
3
2x
3
2x

8

4x

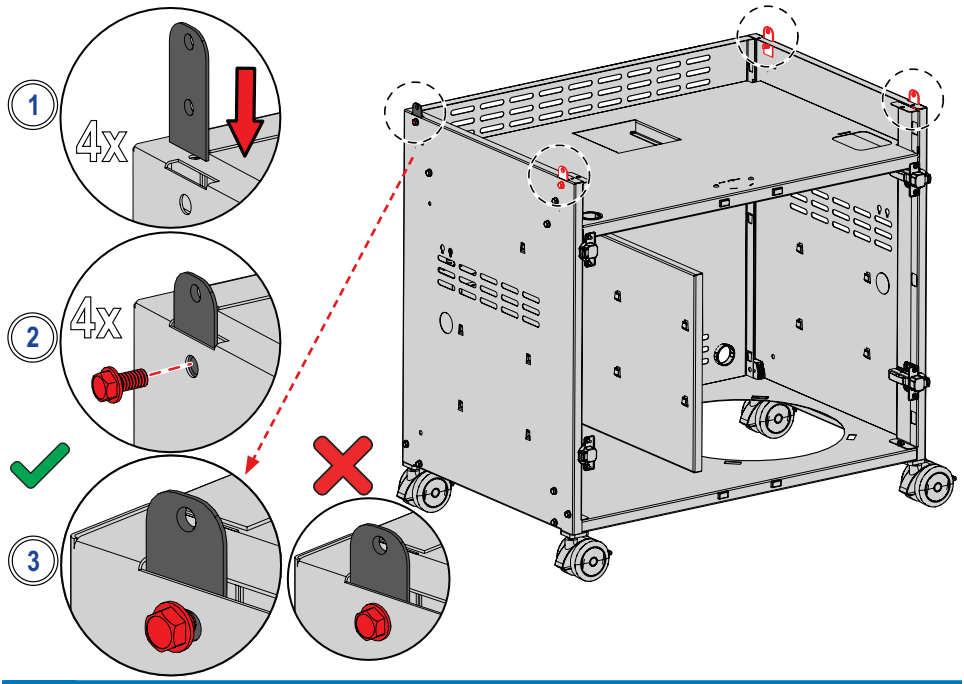

9

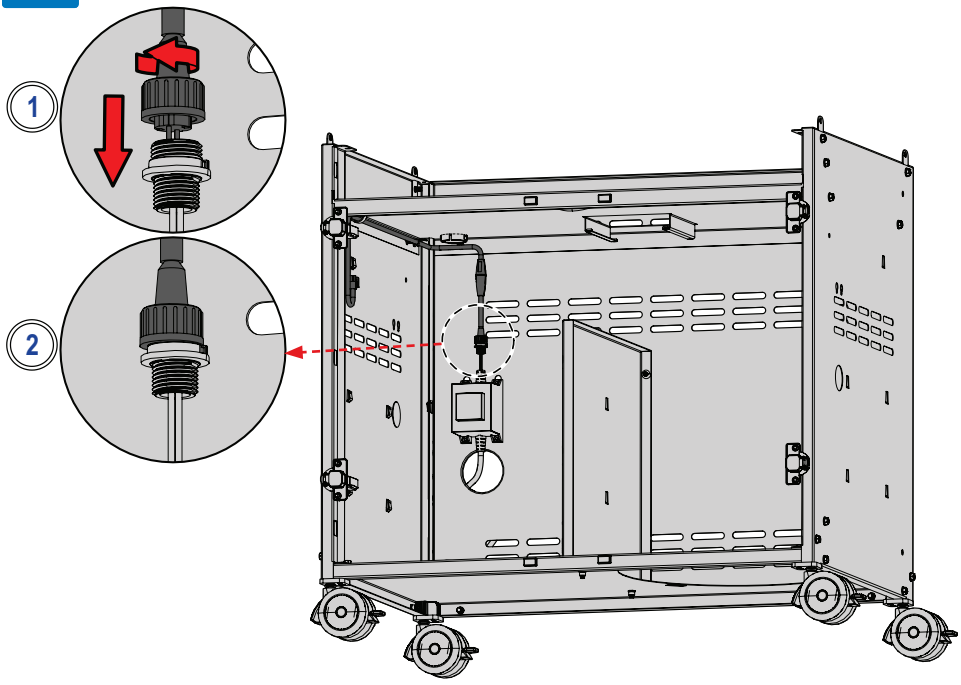

10

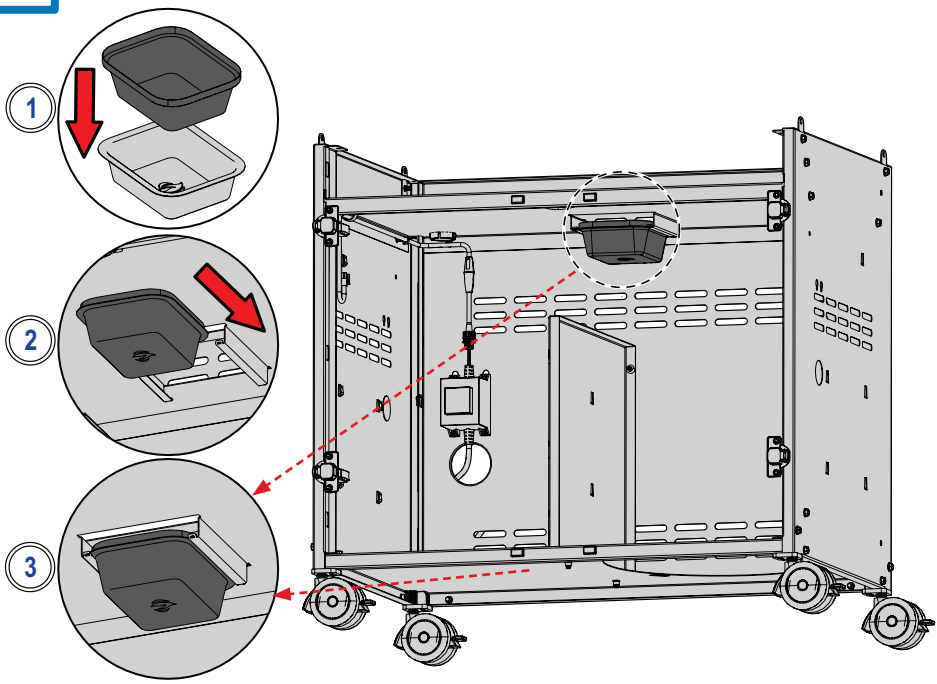

11

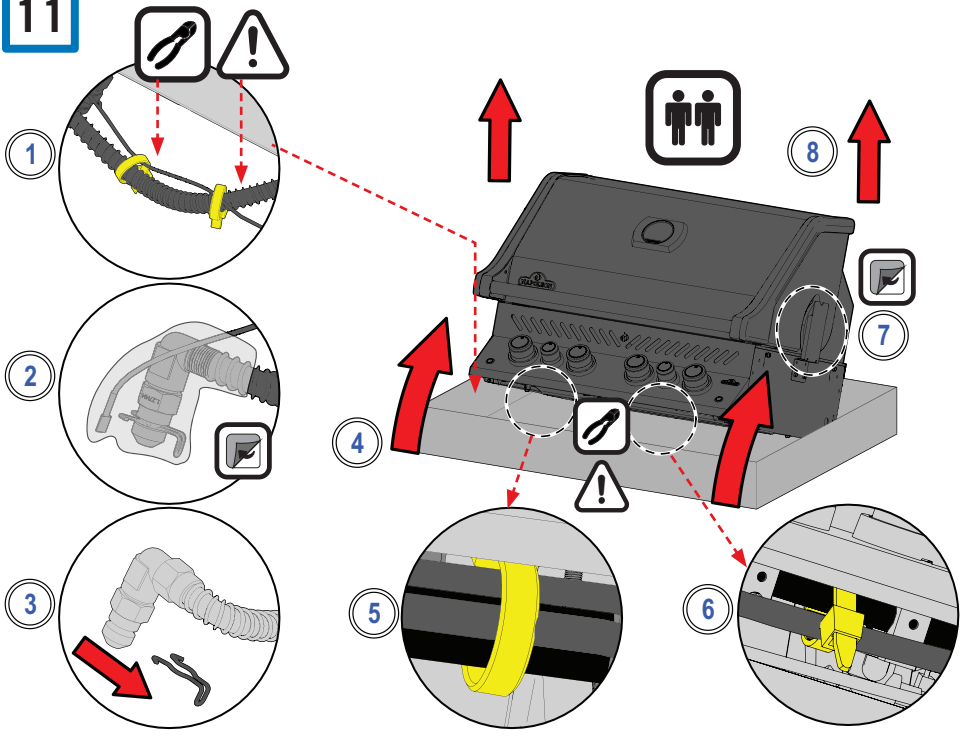

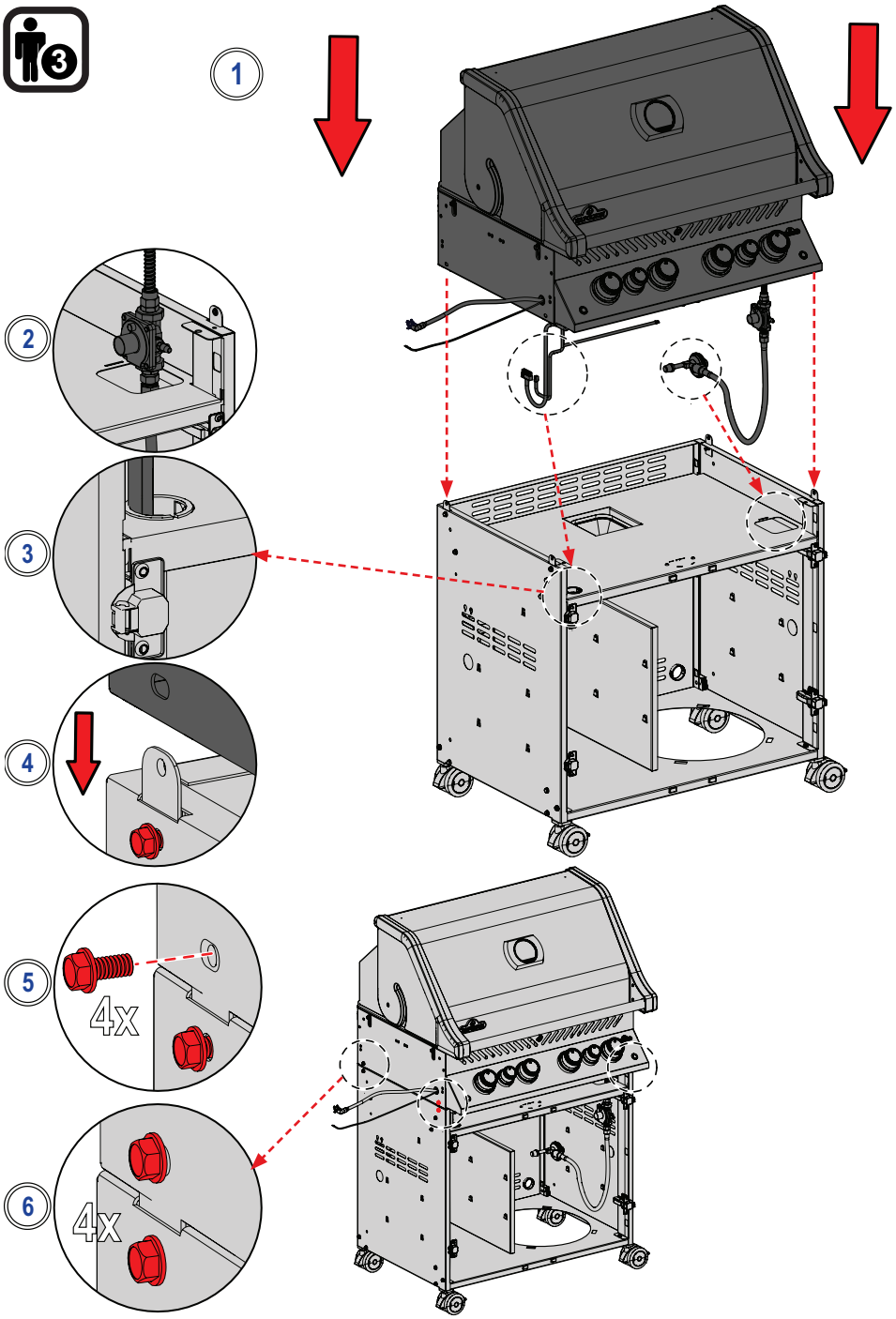
1
2
3
4
5
4x
6
4x

13

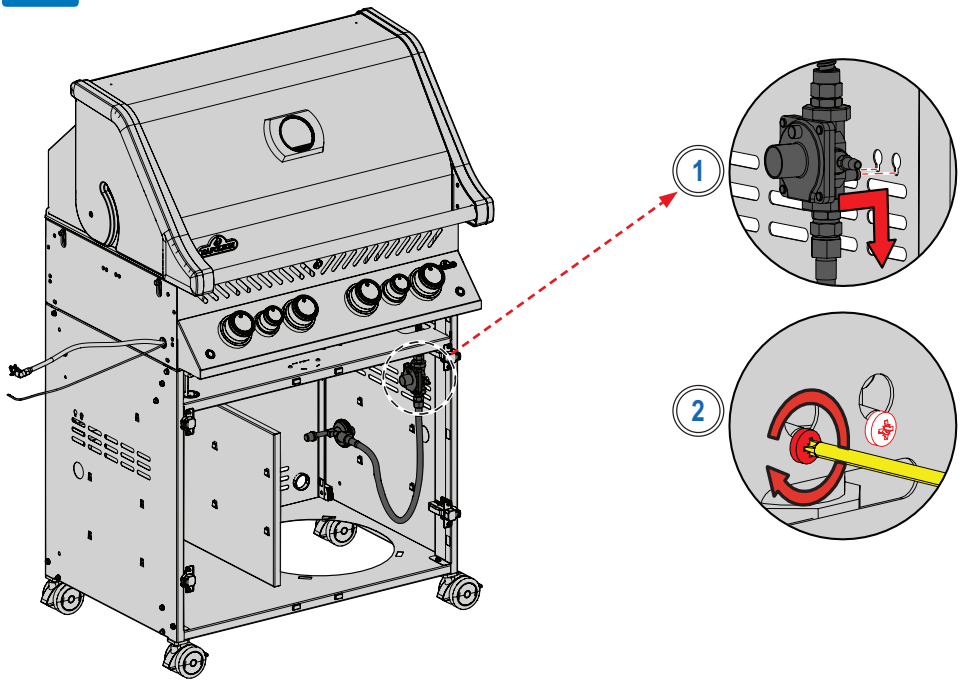

14

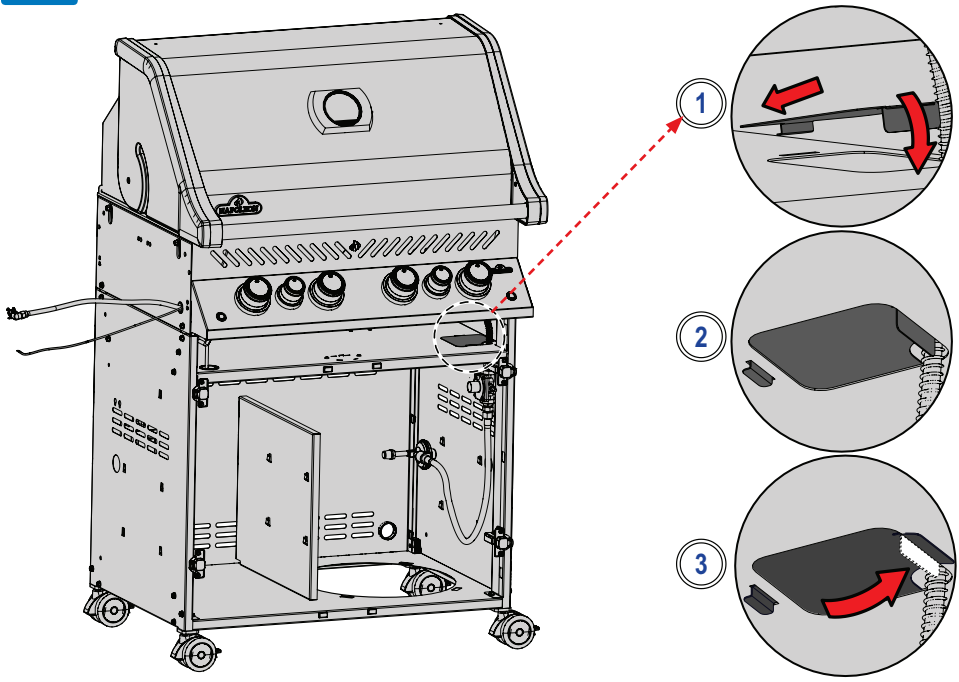

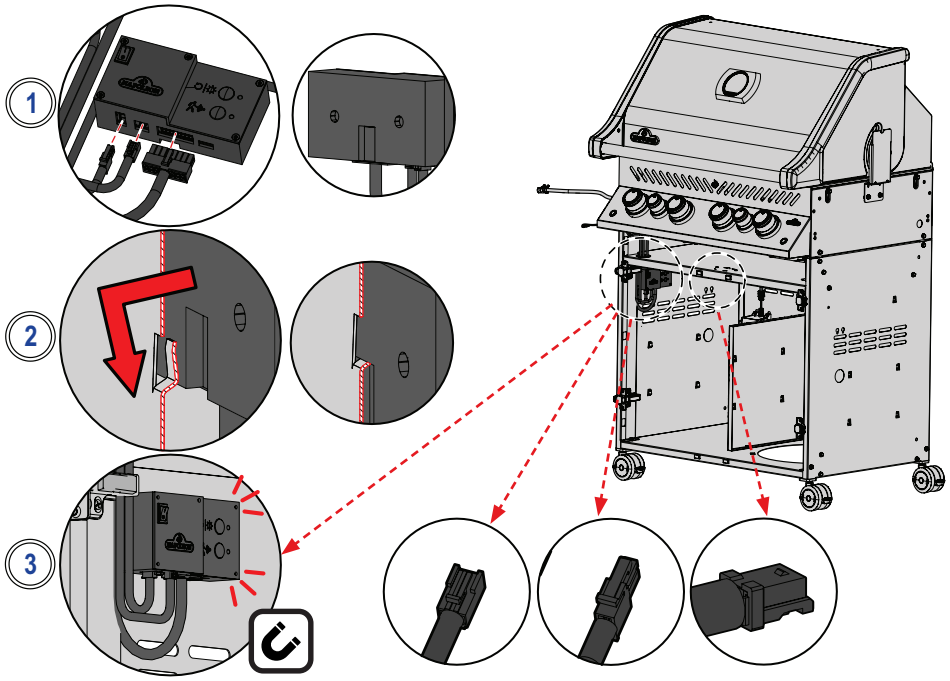
1
2
3

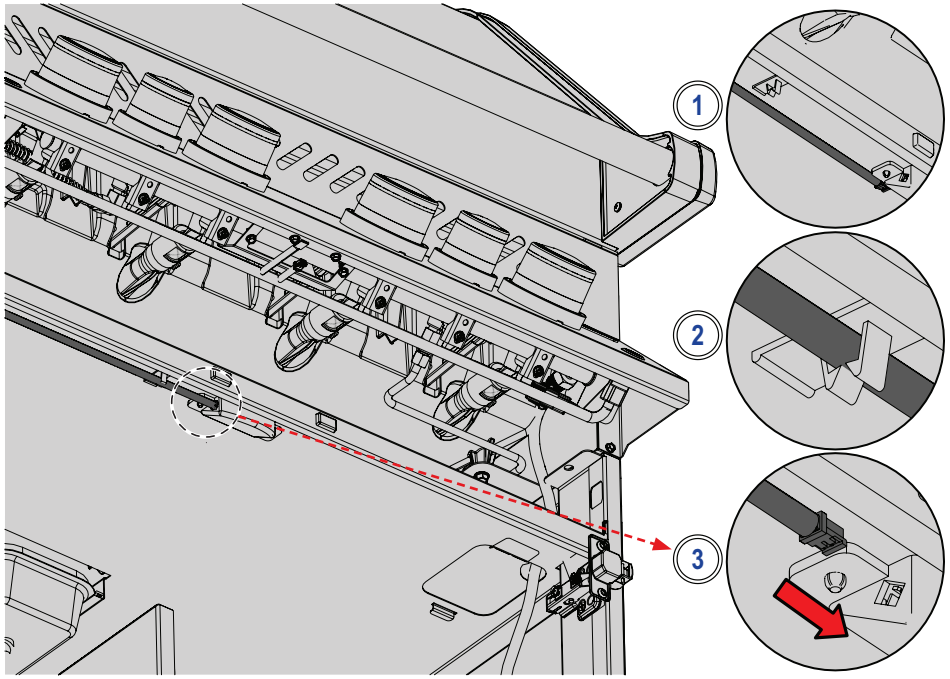
1
2
3

16

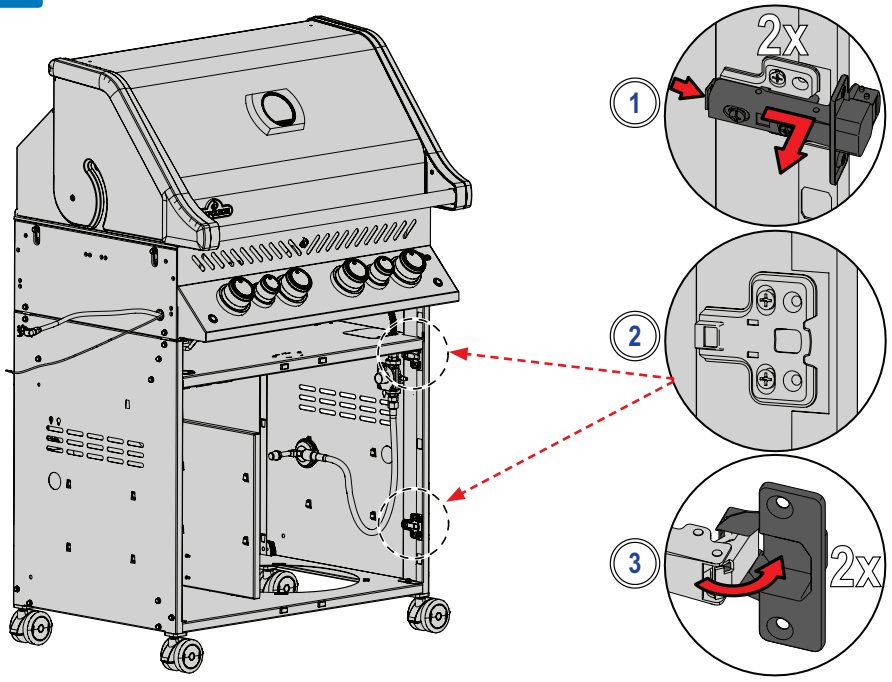

17

8x

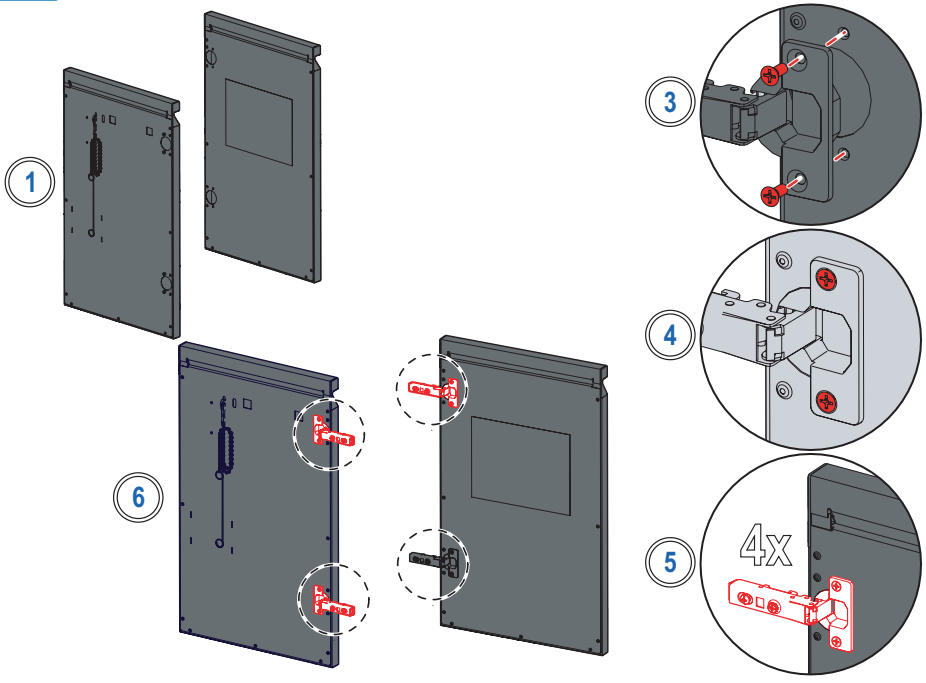

18

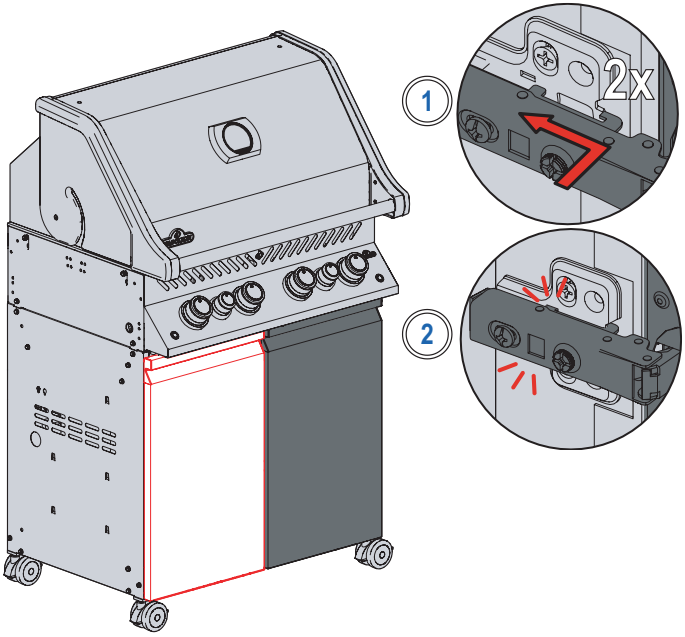

19

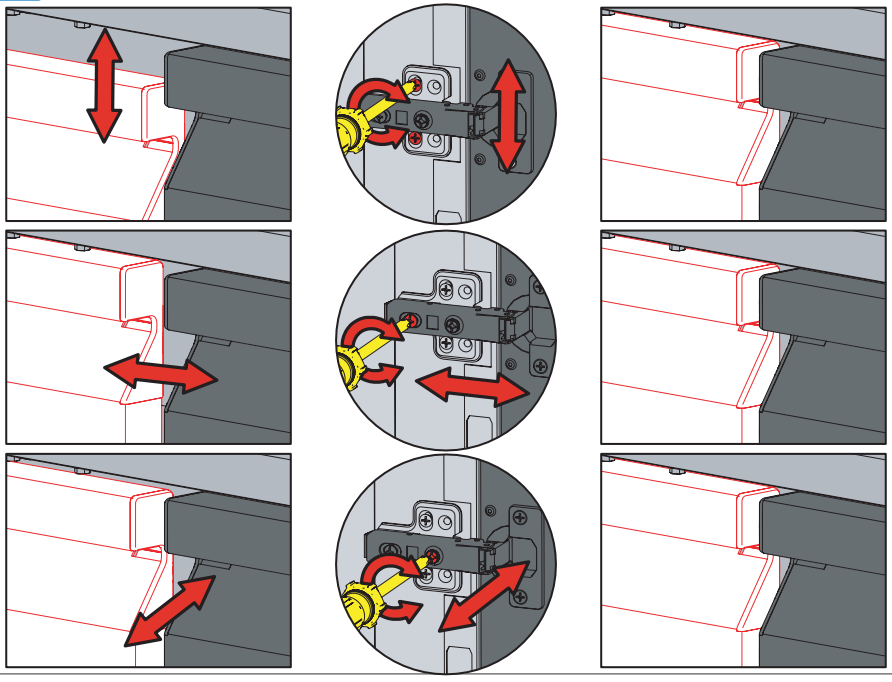

20

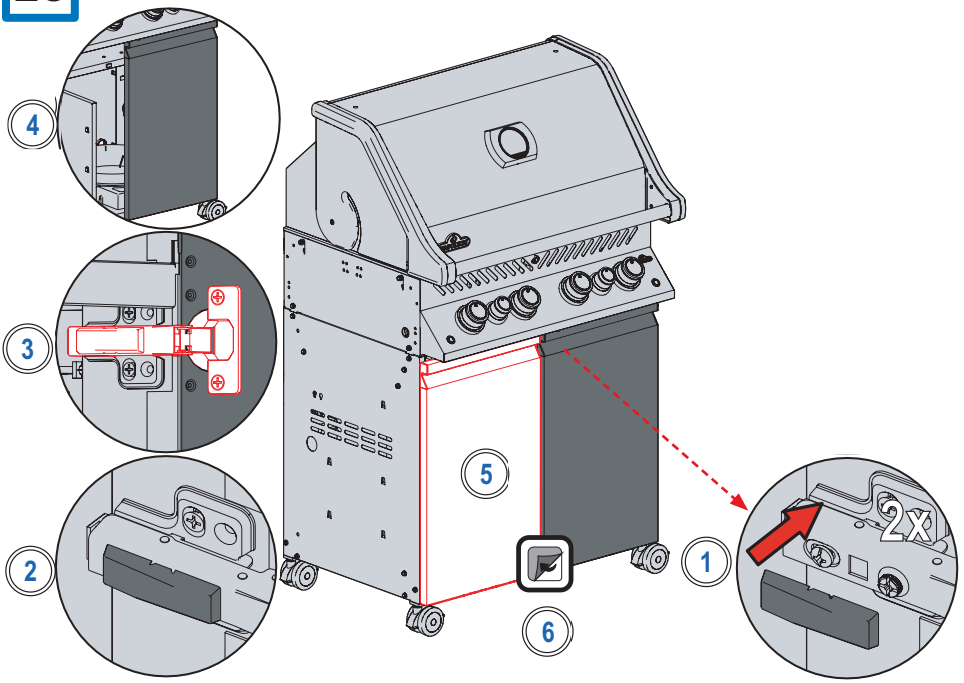

21



22

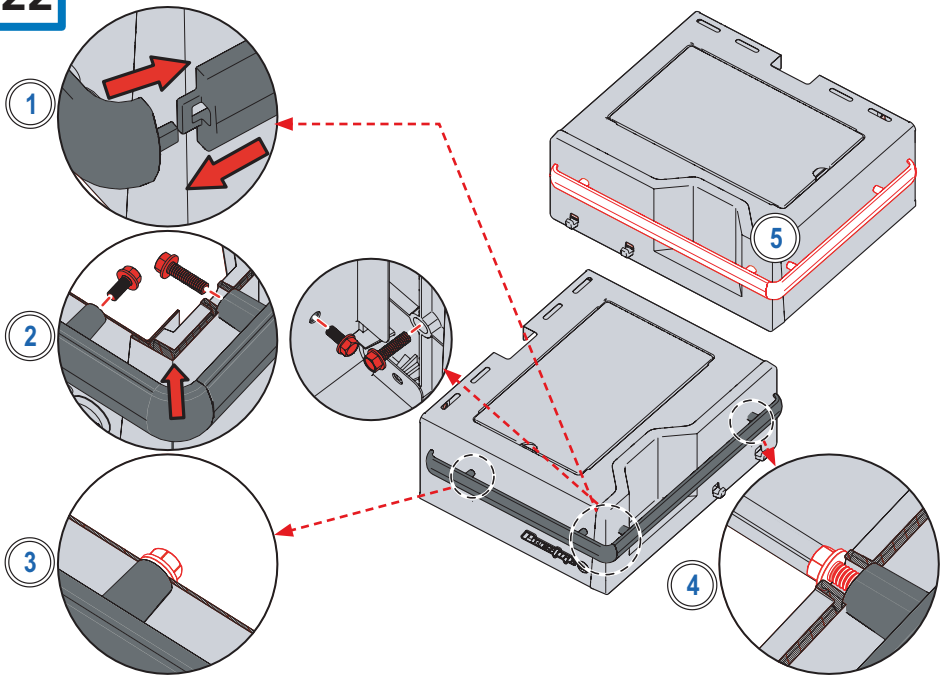

23

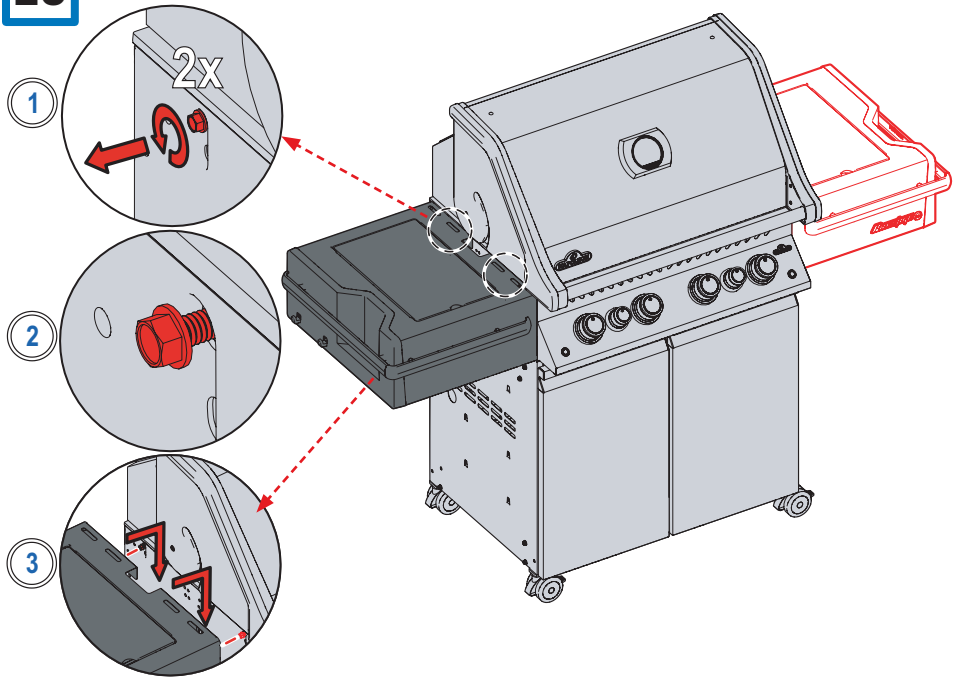

24

4x

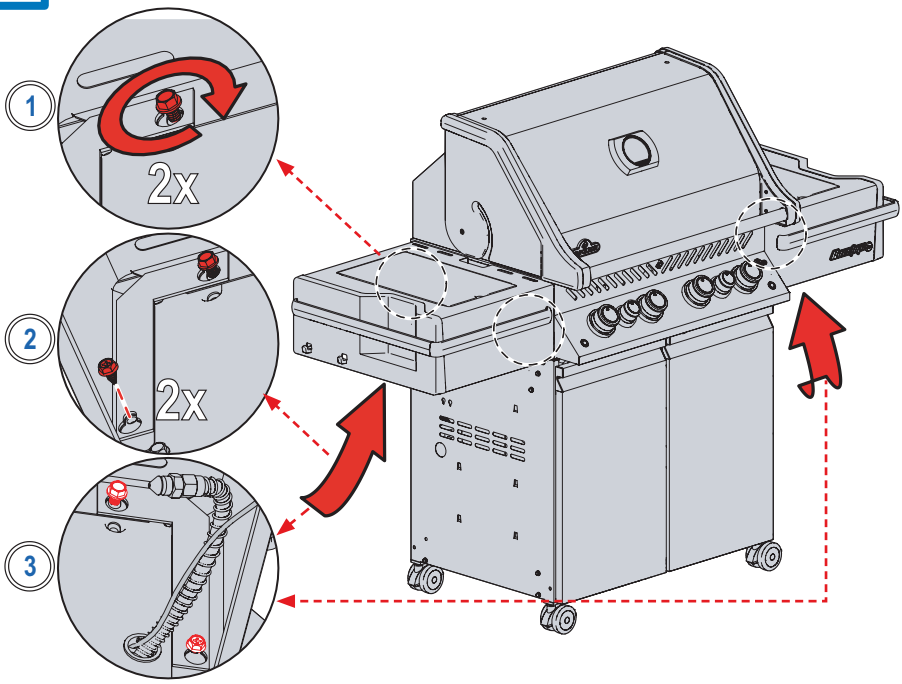

25

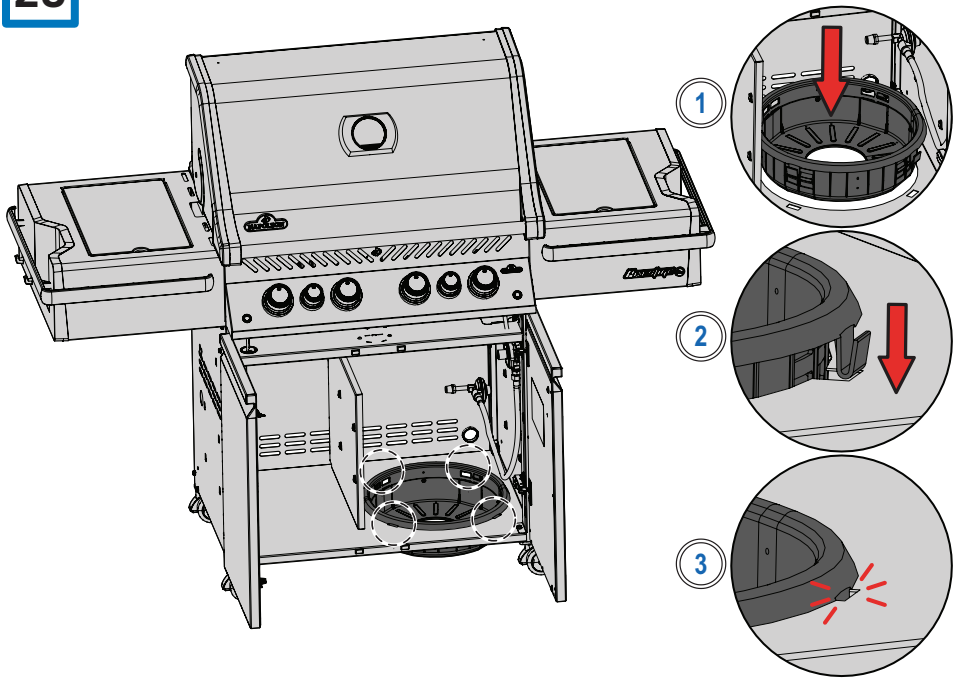

26

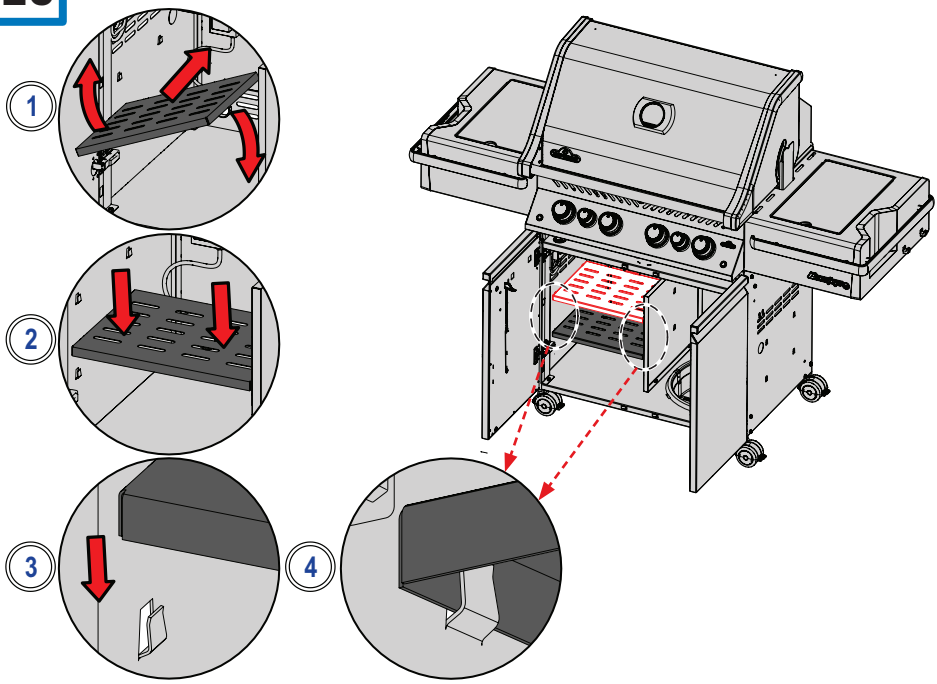

27

2x

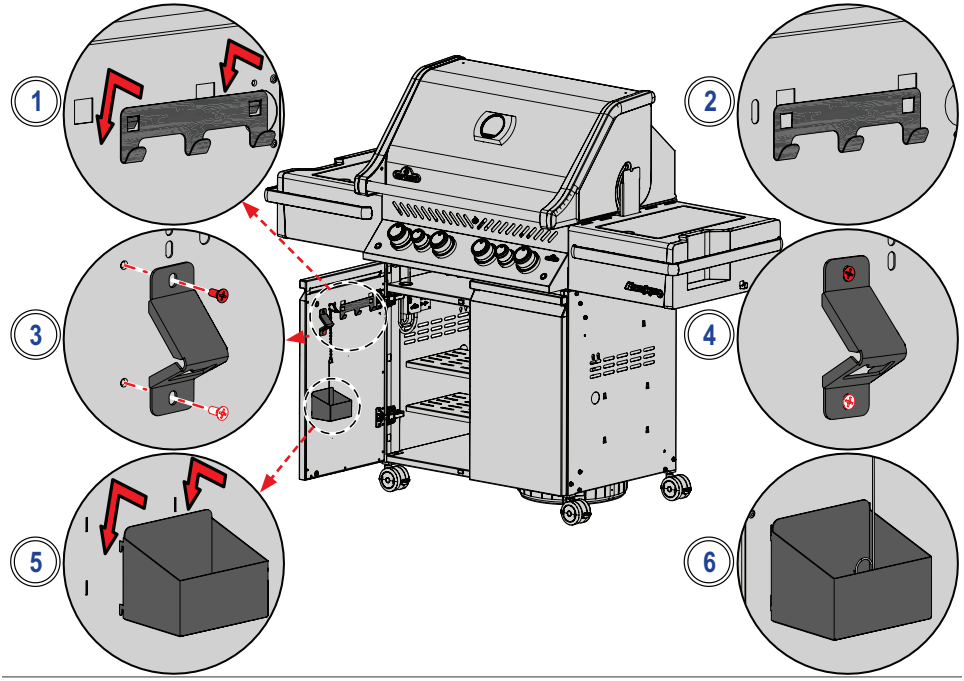

28

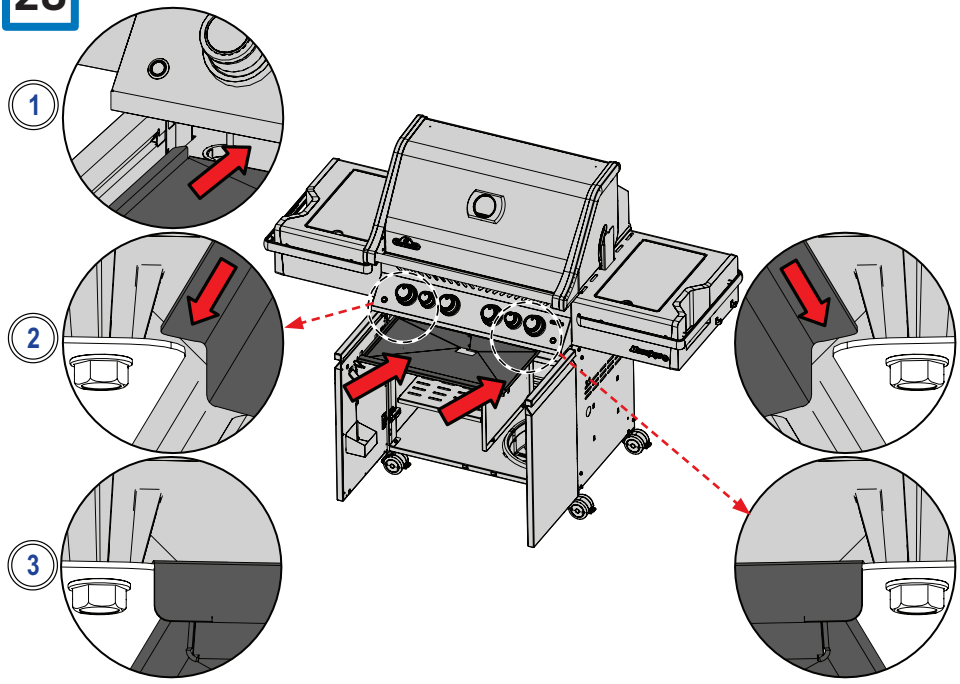

29

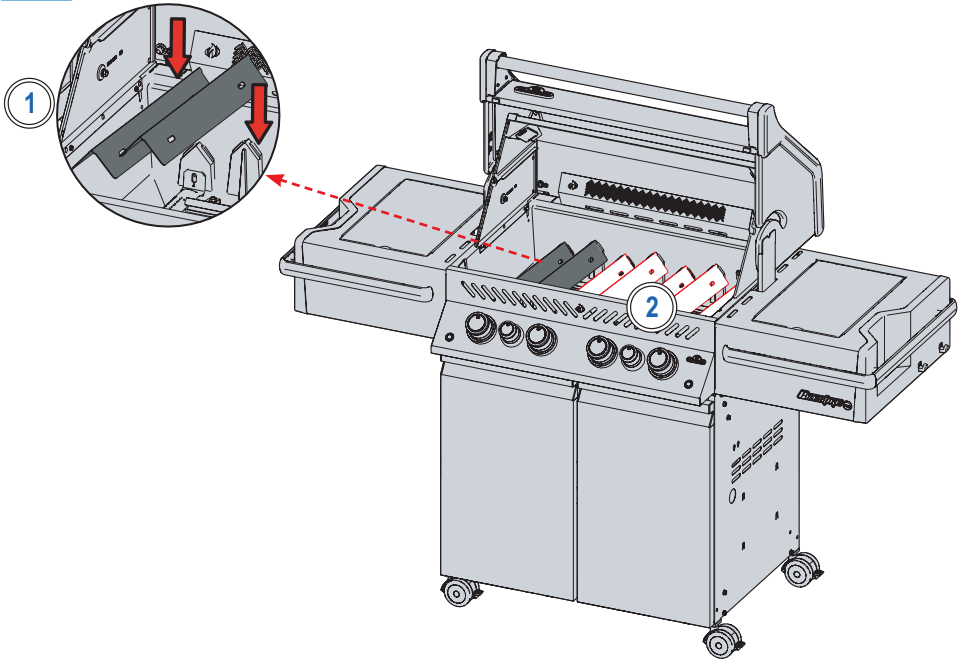

30

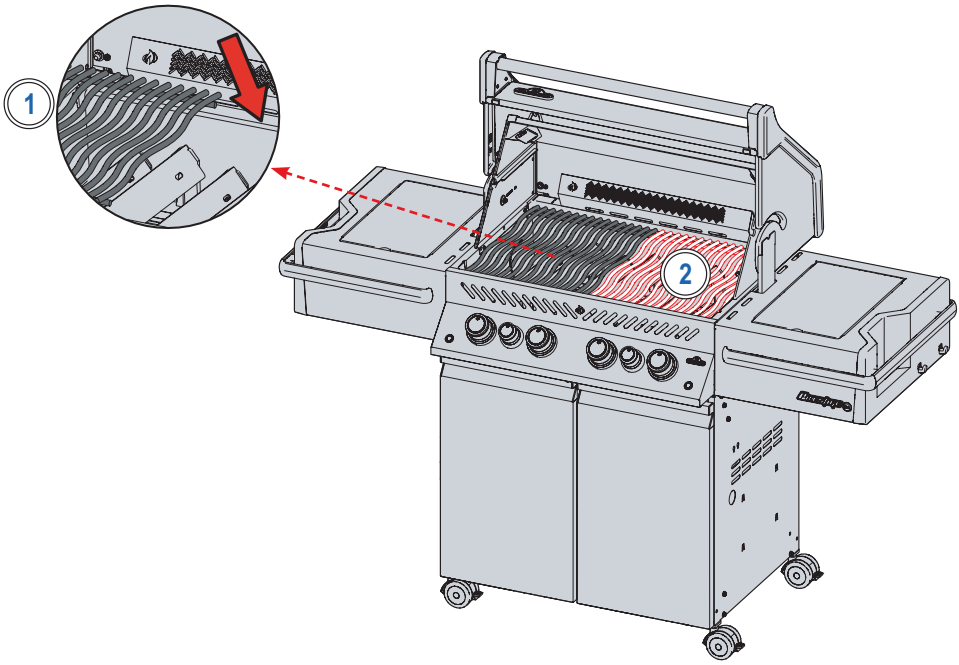

31

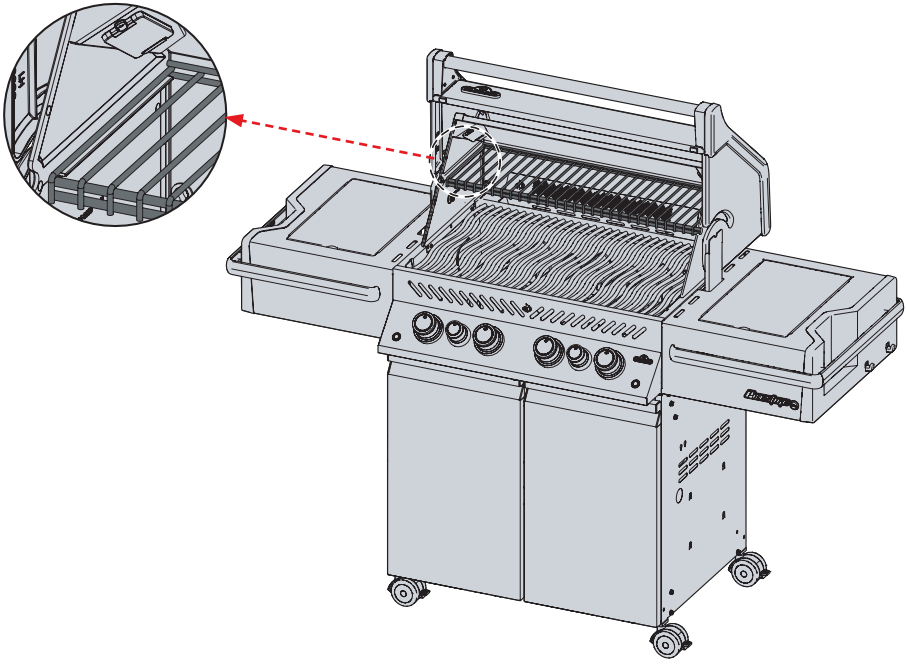

32

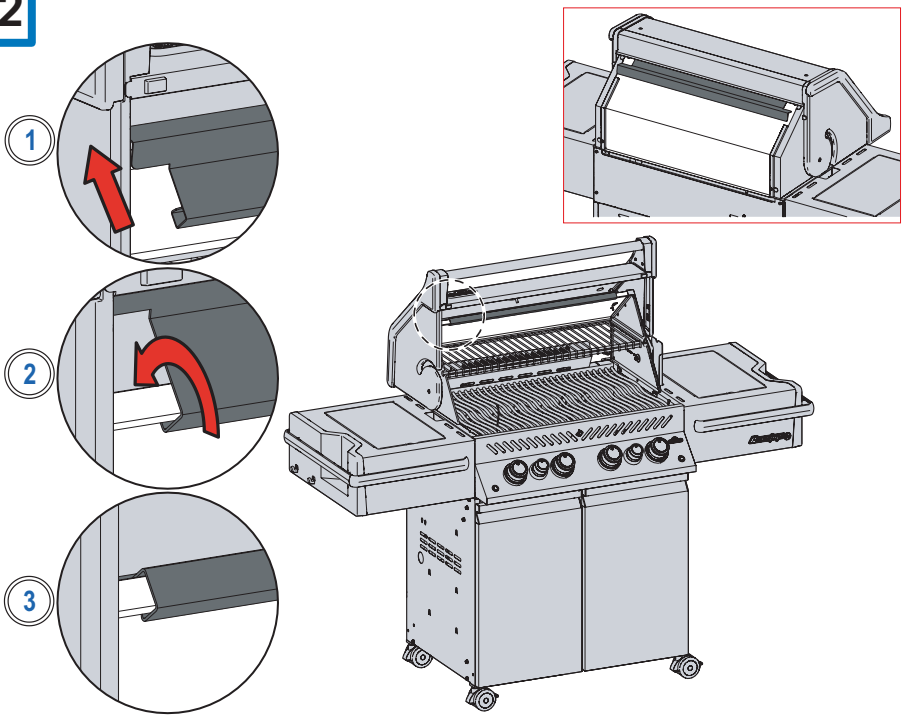

33

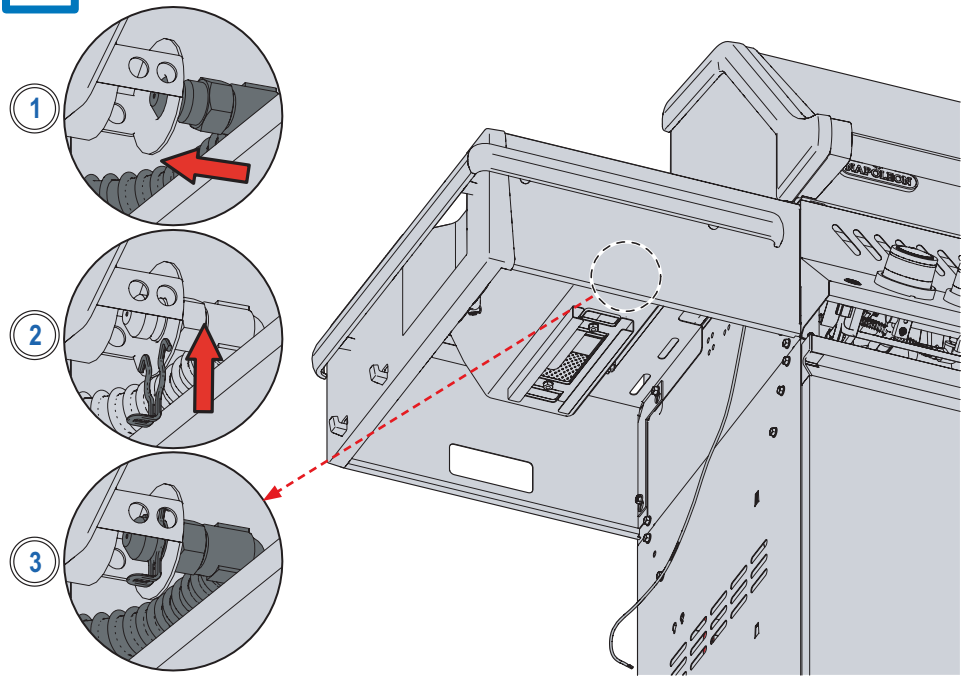

34

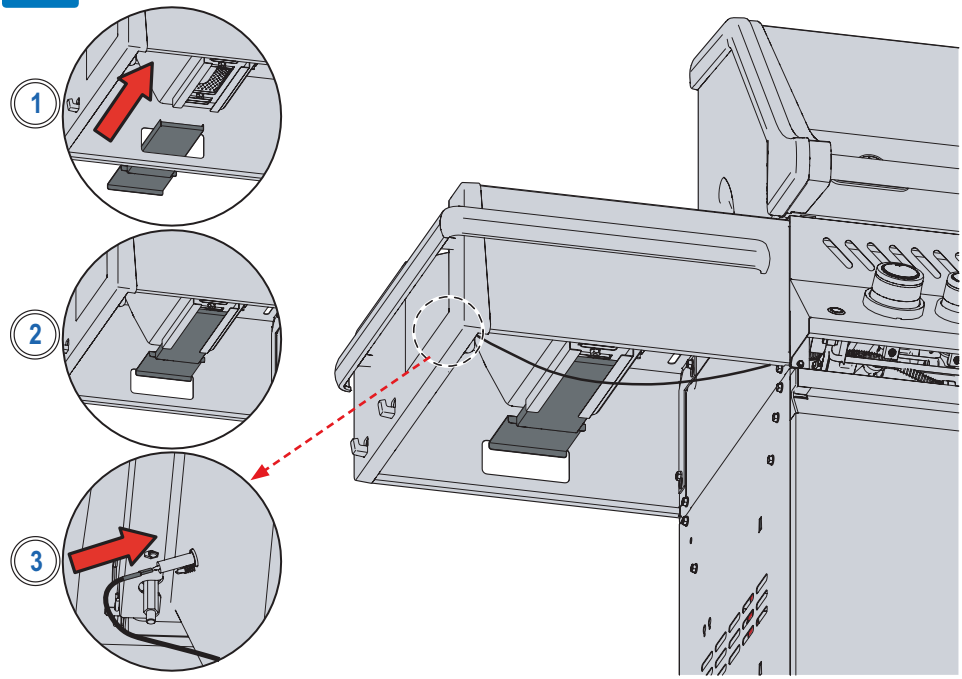

35

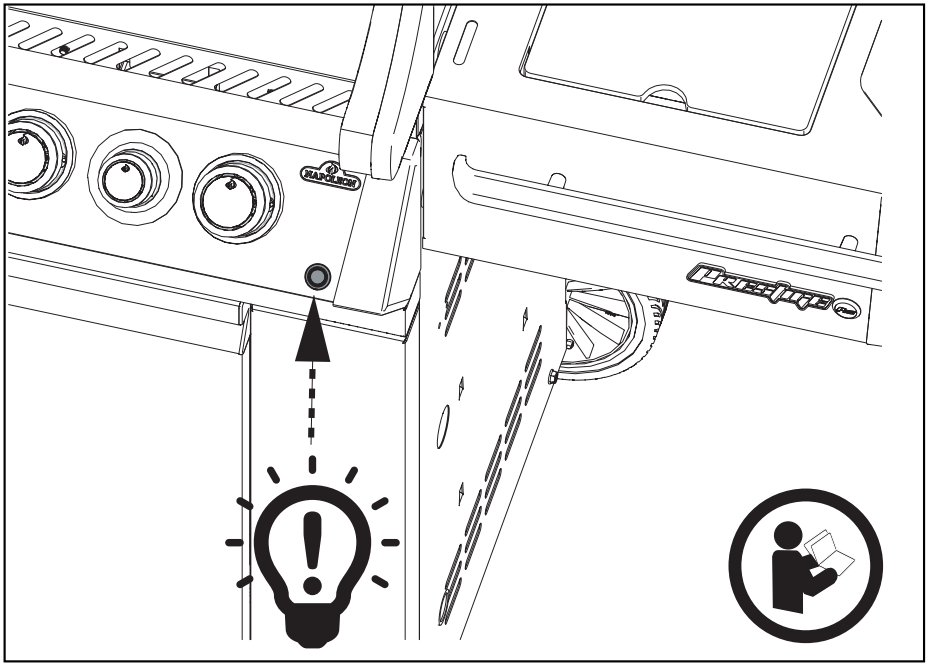

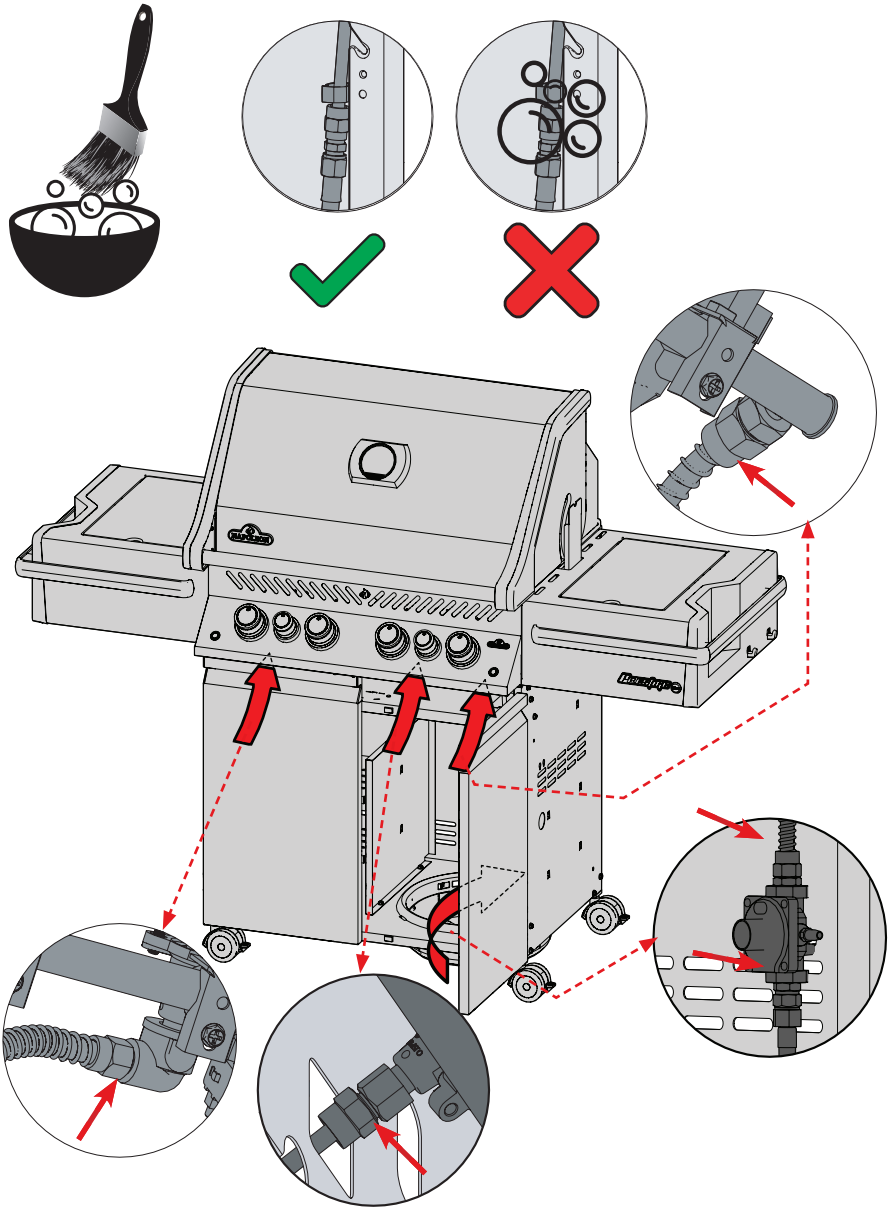

Parts List

Item	Part #	PRO500-3
1	N010-0811-SS	x
	N010-0747-BK	x
2	N715-0091	x
3	S91005	x
4	N715-0092	x
5	N385-0308-SER	x
6	N510-0013	x
7	N010-0933	x
8	N450-0006	x
9	N570-0012	x
10	W735-0011	x
11	N402-0017	x
	W387-0006	ac
12	N200-0110	x
13	S87011	x
14	N010-1092-SER	x
15	S87001	x
16	N010-1160-SER	p
	N010-1161-SER	n
17	N080-0442	x
18	N570-0008	x
19	N475-0591	x
20	N585-0098	x
21	N660-0009	x
23	N380-0035-CL	x
24	N010-1097	x
25	N380-0034-CL	x
26	N010-1098	x
27	N570-0078	x
28	N010-0714	p
	N010-0715	n
29	N010-1137	x
30	N010-1211	x
31	N520-0038	x
32	N710-0093	x
33	N710-0062	x
34	62007	x
35	N215-0016	x
36	S83014	x
37	N350-0069	x
38	N100-0045-SER	x
39	N750-0082	x
40	N240-0036	x
41	N475-0016	x
42	N570-0086	x
43	N530-0032	p
	N530-0033	p
	N530-0034	p
	N530-0035	p
	N530-0036	p
	N530-0037	p
	N530-0038	p
	N530-0039	p
	N530-0042	p
	N530-0043	p

Item	Part #	PRO500-3
	N530-0044	p
	N530-0046	p
44	N010-1164-SER	x
45	N590-0189	x
46	N120-0034-GY0TX	x
47	N185-0003	x
48	N010-0992	x
49	N385-0144-SER	x
50	N385-0185	x
51	N570-0080	x
52	N160-0023	x
53	N475-0400-GY1SG-SER	x
54	N475-0400-GY1SG	x
55	N655-0187	x
56	N570-0070	x
57	N330-0023	x
58	N510-0014	x
59	N570-0024	x
60	N010-0736	p
	N010-0737	n
61	N570-0068	x
62	N720-0058	x
63	N475-0368-GY1SG	x
64	N105-0012	x
65	N010-0880	x
66	N590-0315-GY1SG	p
	N590-0314-GY1SG	n
67	N130-0015	x
68	N370-0981CE	p
69	N475-0341-GY1SG	x
70	N010-0881	x
71	N590-0251-GY1SG	x
72	N555-0097	x
73	N707-0014	x
	N707-0013	x
74	N190-0005	x
75	N530-0023-SER	p
	N530-0026-SER	n
76	N750-0040	x
78	N750-0034	x
79	N010-1357	x
80	N585-0107	x
81	N080-0371	x
82	Z080-0012-SER	x
83	N185-0005	x
84	55110	x
85	N200-0120-GY1SG	x
86	N455-0062	p
	N455-0063	n
87	N105-0023	x
88	N357-0022	x
89	N010-1090-SER	x
90	N570-0087	x
91	N570-0122	x
92	N135-0049-GY1HT	x

Item	Part #	PRO500-3
93	N080-0282-GY1HT	x
94	N585-0131-GY1SG	x
95	N200-0133-GY1SG	x
96	N750-0084	x
97	N402-0018	x
98	N010-1163-SER	x
99	N485-0021	x
100	N555-0091	x
101	N570-0042	x
102	N335-0098-M02	x
103	S83012	x
104	N240-0026	x
105	N325-0064	x
106	N710-0063	x
107	S81005	x
108	N570-0076	x
109	N120-0033-GY0TX	x
110	N325-0063	x
111	N570-0038	x
112	N010-0993	x
113	N080-0358	x
114	W450-0020	x
115	N450-0009	x
116	N570-0112	x
117	N350-0072	x
118	N350-0073	x

Accessories Parts List

	Description	PRO500-3
69213	rotisserie kit-UK	ac
69212	rotisserie kit- CE	ac
69233	rotisserie kit commercial-UK	ac
69232	rotisserie kit commercial- CE	ac
61500	grill cover	ac
56040	cast iron griddle	ac
67732	charcoal tray	ac
62007	grease trays foil (5 pieces)	ac
62023	drip pan liner (5 pieces)	ac
S82004	premium caster kit	ac

x- standard part
p- propane
n- natural
ac- accessory

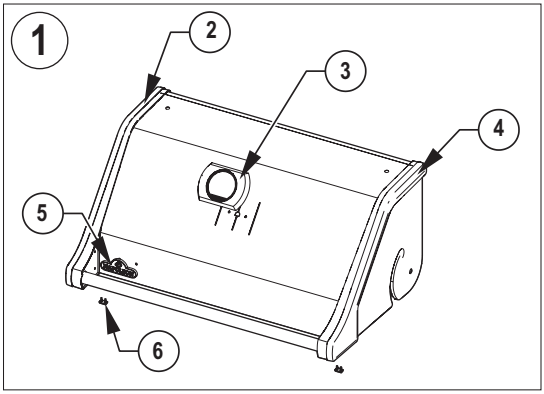
1
2
3
4
5
6

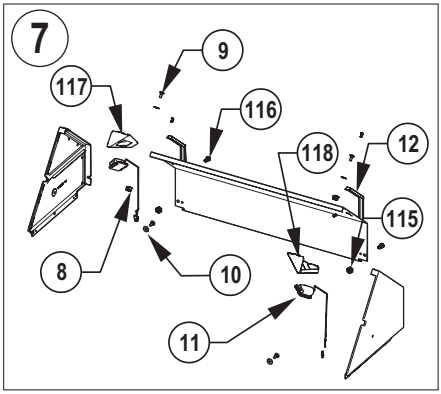
7
9
117
116
118
12
115
8
10
11

14

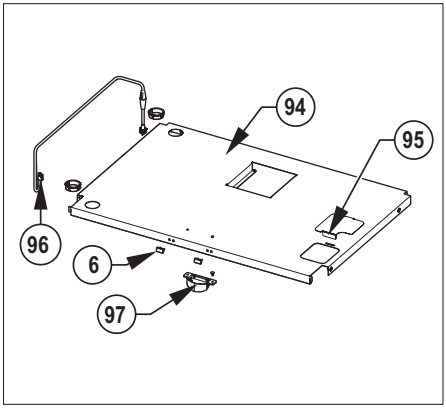
94
95
96
6
97

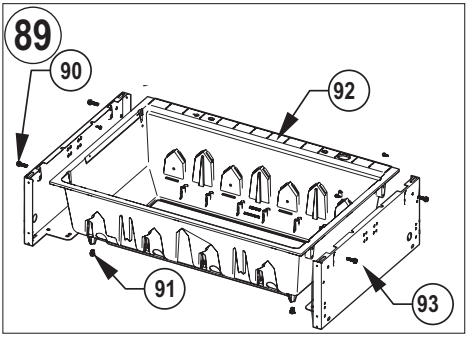
89
90
92
91
93



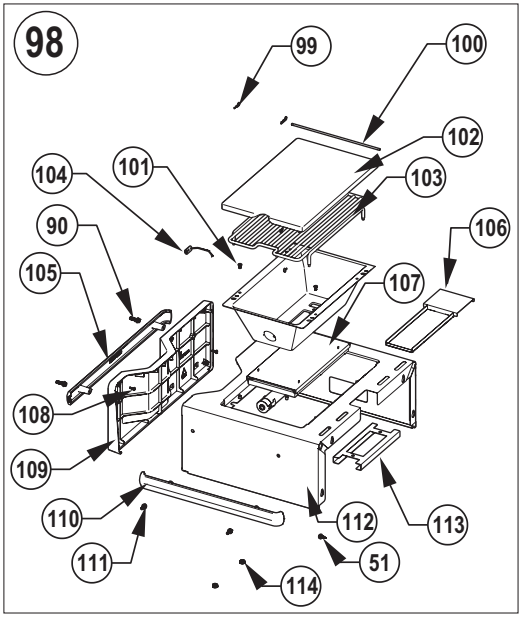
98
99
100
102
104
101
103
90
106
105
107
108
109
110
112
113
111
51
114

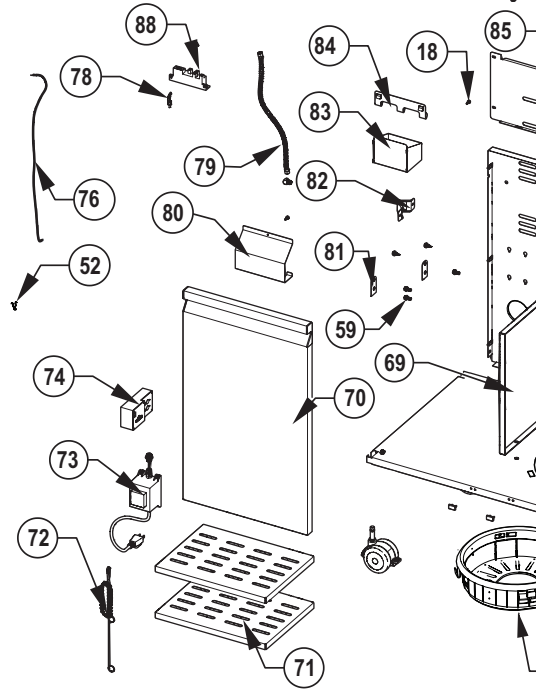
88
85
84
18
78
83
79
82
76
80
81
52
59
74
69
70
73
72
71

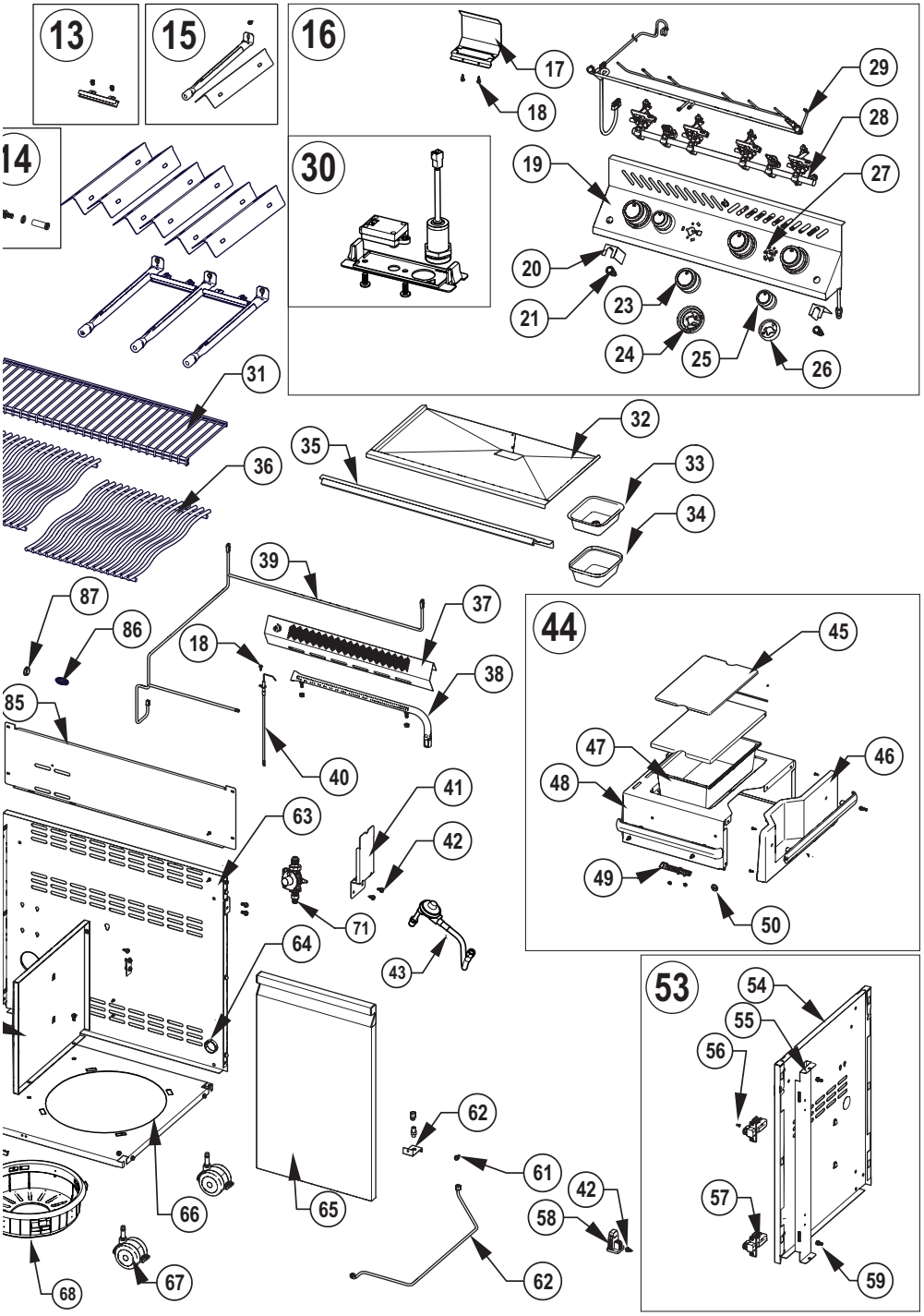
13
15
16
17
18
29
28
27
19
20
21
23
24
25
26
14
30
31
36
35
32
33
34
39
37
38
87
86
18
85
40
41
42
63
71
64
43
44
45
47
46
48
49
50
53
54
55
56
57
59
62
61
42
58
62
65
66
67
68

PRO500RSIB-3

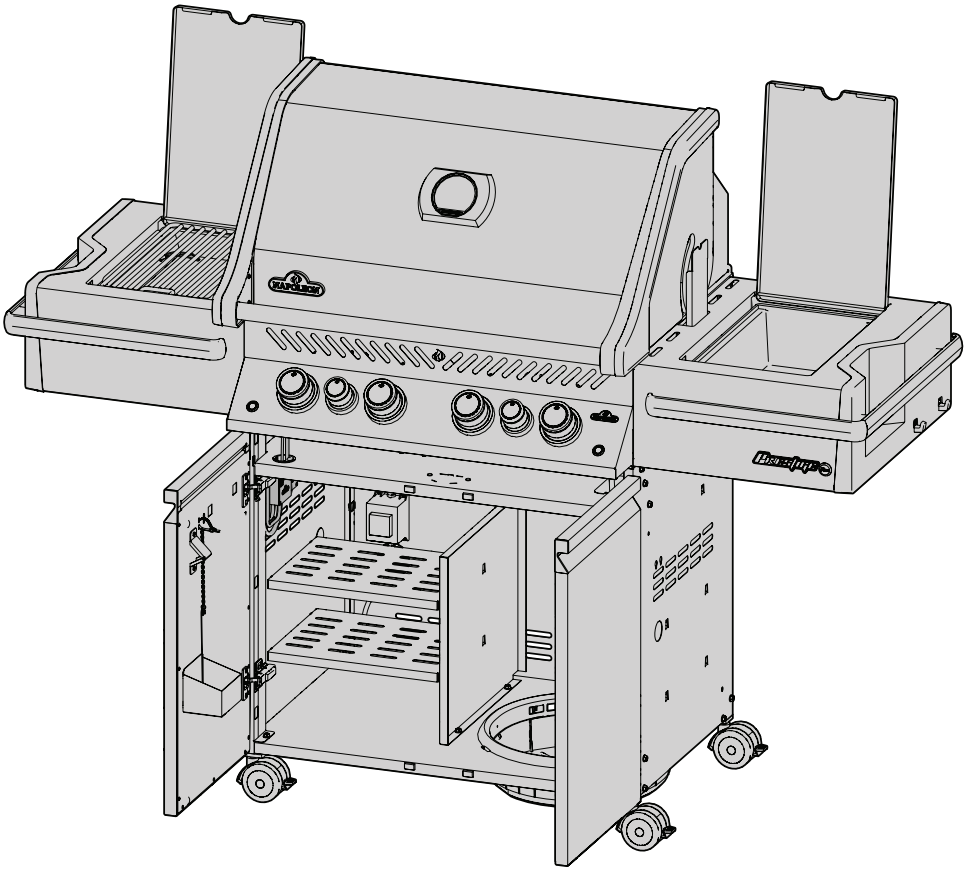

Napoleon products are protected by one or more U.S. and Canadian and/or foreign patents or patents pending.

PHONE:
+31 345-58-8655

EMAIL:
eu.info@napoleon.com

ONLINE:
www.napoleon.com

NAPOLEON GRILLS EUROPE
De Riemsdijk 22, 4004 LC, Tiel
The Netherlands

N415-0656CE | **Last Revision: A SEP 30, 2021**